

## Item description

According to EN 61984, pluggable connectors without current interrupting capacity shall not be mated and unmated when live or under load.

## Data

### Electrical data

#### Ratings per IEC/EN 60664-1

Rated voltage (III / 3)	500 V
Rated impulse voltage (III / 3)	6 kV
Rated current	13.5 A

#### Approvals per UL 1059

Rated voltage UL (Use Group B)	300 V
Rated current UL (Use Group B)	15 A
Rated voltage UL (Use Group C)	300 V
Rated current UL (Use Group C)	15 A
Rated voltage UL (Use Group D)	300 V
Rated current UL (Use Group D)	15 A

### Connection data

Connection technology	Push-in CAGE CLAMP®
Actuation type	Open Tool Slot Push-in



Connectable conductor materials	Copper
Nominal cross section	1 mm <sup>2</sup>
Solid conductor	0.14 ... 1.5 mm <sup>2</sup> / 24 ... 16 AWG
Solid conductor, push-in termination	0.5 ... 1.5 mm <sup>2</sup> / 20 ... 16 AWG
Fine-stranded conductor	0.14 ... 1.5 mm <sup>2</sup> / 24 ... 16 AWG
Strip length	9 ... 11 mm / 0.35 ... 0.43 inch
Note (conductor cross-section)	Depending on the conductor characteristic, a conductor with a smaller cross section can also be inserted via push-in termination.
No. of poles	15
Total number of connection points	30
Total number of potentials	15
Type of wiring	Front-entry wiring

### Geometrical Data

Width	53.2 mm / 2.094 inch
Height	40.5 mm / 1.594 inch
Depth	25 mm / 0.984 inch
Module width	3.5 mm / 0.138 inch

### Mechanical data

Marking level	Side marking
---------------	--------------

### Plug connection

Contact type (pluggable connector)	Female connector/socket
Connector connection type	for conductors

### Material Data




Color	green-yellow, blue, gray
Insulating material	Polyamide 66 (PA 66)
Fire load	0.675 MJ
Weight	40.76 g

### Commercial data



Product Group	18 (X-COM-System)
Country of origin	DE
GTIN	4050821222095
Customs Tariff No.	85366990990

### Approvals / Certificates

#### Country specific Approvals




Logo	Approval	Additional Approval Text	Certificate name
	CCA DEKRA Certification B.V.	EN 60947	NTR NL 7617
	CSA DEKRA Certification B.V.	C22.2 No. 158	2516073
	CSA DEKRA Certification B.V.	C22.2 No. 158	2516073

## UL-Approvals


Logo	Approval	Additional Approval Text	Certificate name
	UL UL International Germany GmbH	UL 1059	E45172
	UL Underwriters Laboratories Inc.	UL 1059	E45172

## Compatible products
















## tools

	<b>Item no.: 210-647</b> Operating tool with partially insulated shaft; Blade (2.5 x 0.4) mm; short	210-647
	<b>Item no.: 210-648</b> Operating tool with partially insulated shaft; Blade (2.5 x 0.4) mm; short; angled	210-648
	<b>Item no.: 210-719</b> Operating tool with partially insulated shaft; Type 1, blade (2.5 x 0.4) mm	210-719

## Protective Warning Marker

	<b>Item no.: 2000-115</b> Protective warning marker; with high-voltage symbol, black; for 5 terminal blocks	2000-115
--	--	----------

## Marking accessories

	<b>Item no.: 2009-113</b> WMB-Inline; for Smart Printer; on reel; plain; snap-on type	2009-113
	<b>Item no.: 2009-113/000-002</b> WMB-Inline; for Smart Printer; on reel; plain; snap-on type	2009-113 /000-002
	<b>Item no.: 2009-113/000-005</b> WMB-Inline; for Smart Printer; on reel; plain; snap-on type	2009-113 /000-005
	<b>Item no.: 2009-113/000-006</b> WMB-Inline; for Smart Printer; on reel; plain; snap-on type	2009-113 /000-006
	<b>Item no.: 2009-113/000-007</b> WMB-Inline; for Smart Printer; on reel; plain; snap-on type	2009-113 /000-007
	<b>Item no.: 2009-113/000-012</b> WMB-Inline; for Smart Printer; on reel; plain; snap-on type	2009-113 /000-012
	<b>Item no.: 2009-113/000-017</b> WMB-Inline; for Smart Printer; on reel; plain; snap-on type	2009-113 /000-017
	<b>Item no.: 2009-113/000-023</b> WMB-Inline; for Smart Printer; on reel; plain; snap-on type	2009-113 /000-023
	<b>Item no.: 2009-113/000-024</b> WMB-Inline; for Smart Printer; on reel; plain; snap-on type	2009-113 /000-024
	<b>Item no.: 793-3501</b> WMB marking card; as card; plain; snap-on type	793-3501
<b>ferrule</b>		
	<b>Item no.: 216-241</b> Ferrule; Sleeve for 0.5 mm <sup>2</sup> / 20 AWG; insulated; electro-tin plated; electrolytic copper; gastight crimped; acc. to DIN 46228, Part 4/09.90	216-241
	<b>Item no.: 216-242</b> Ferrule; Sleeve for 0.75 mm <sup>2</sup> / 18 AWG; insulated; electro-tin plated; electrolytic copper; gastight crimped; acc. to DIN 46228, Part 4/09.90	216-242
	<b>Item no.: 216-243</b> Ferrule; Sleeve for 1 mm <sup>2</sup> / AWG 18; insulated; electro-tin plated; electrolytic copper; gastight crimped; acc. to DIN 46228, Part 4/09.90	216-243
<b>Strain relief plate</b>		
	<b>Item no.: 734-430</b> Strain relief plate	734-430
<b>Locking lever</b>		
	<b>Item no.: 2022-151</b> Locking lever; can be snapped on 1-conductor female plugs; 2 poles and more	2022-151



Item no.: 2022-152

2022-152

Locking lever; can be snapped on 1-conductor female plugs; 2 poles and more

---

## Downloads

### Documentation

#### Bid Text

2020-215/000-039	docx 15.7 kB	Download
------------------	-----------------	----------

---

#### Additional Information

pdf 2.1 MB	Download
---------------	----------

---

## CAD/CAE - Smart Data

### CAD data

3D Download 2020-215/000-039	URL	Download
------------------------------	-----	----------

---

## Product family

**X-COM S-Mini**

[Show all products from the family](#)

Subject to changes.

---